



2293 WERTH ROAD
ALPENA, MI 49707
PHONE: (989) 356-1433
FAX: (989) 354-4480

"CUSTOM MACHINE DESIGN AND MANUFACTURING"

- *AIR SPEAR*
- *AIR TRANSFER TABLE*
- *PADDLE CONVEYOR*
- *CARTON FILL TABLE*
- *CARTON GLUER*
- *CARTON SEALER*
- *PALLETIZER*

"CUSTOM MACHINE DESIGN AND MANUFACTURING"

W.G. BENJEY AIR SPEAR

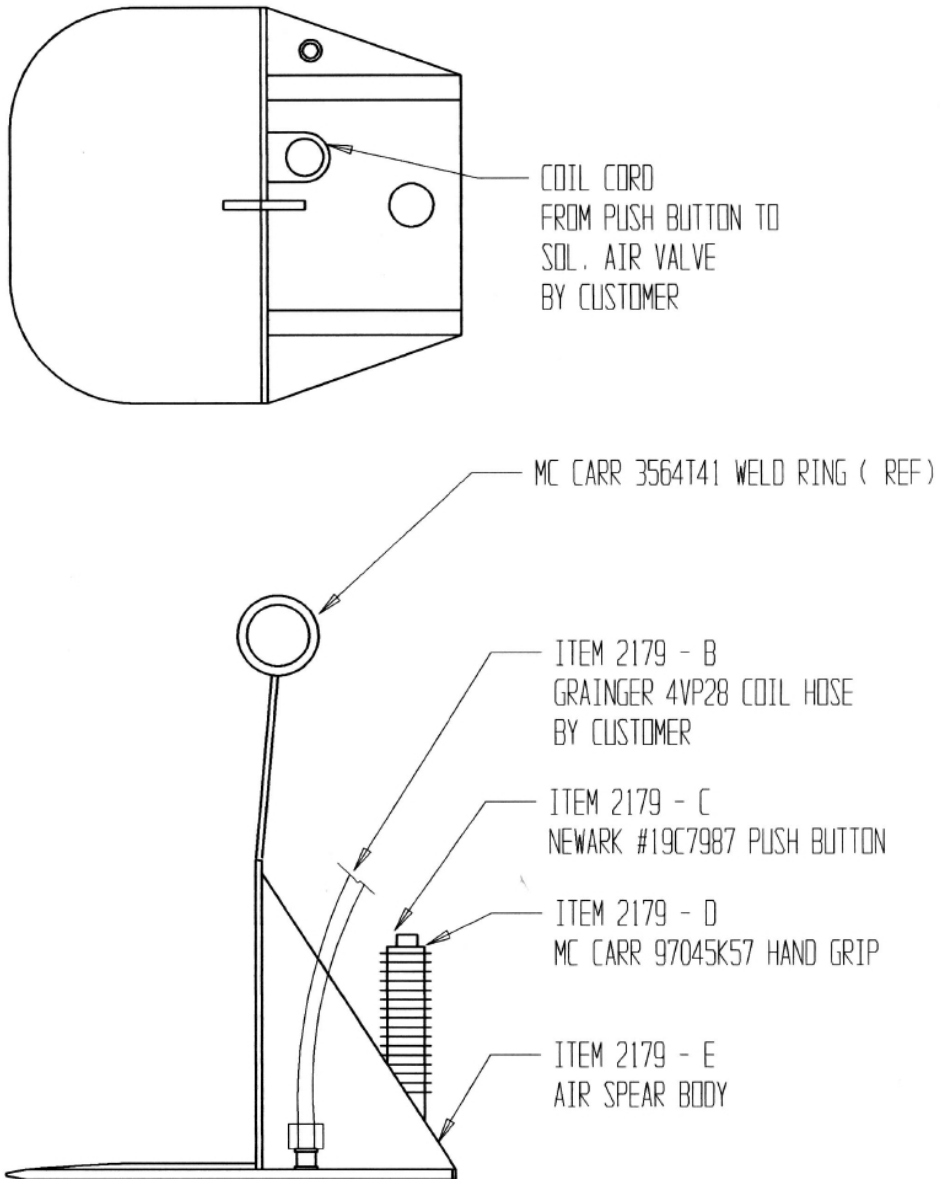


AIR SPEAR

W.G. BENJEY

AIR SPEAR SPECIFICATIONS

Inserting The Air Spear On Ream Marks Aids The Operator
In Sliding Reams Onto The Carton Fill Table.

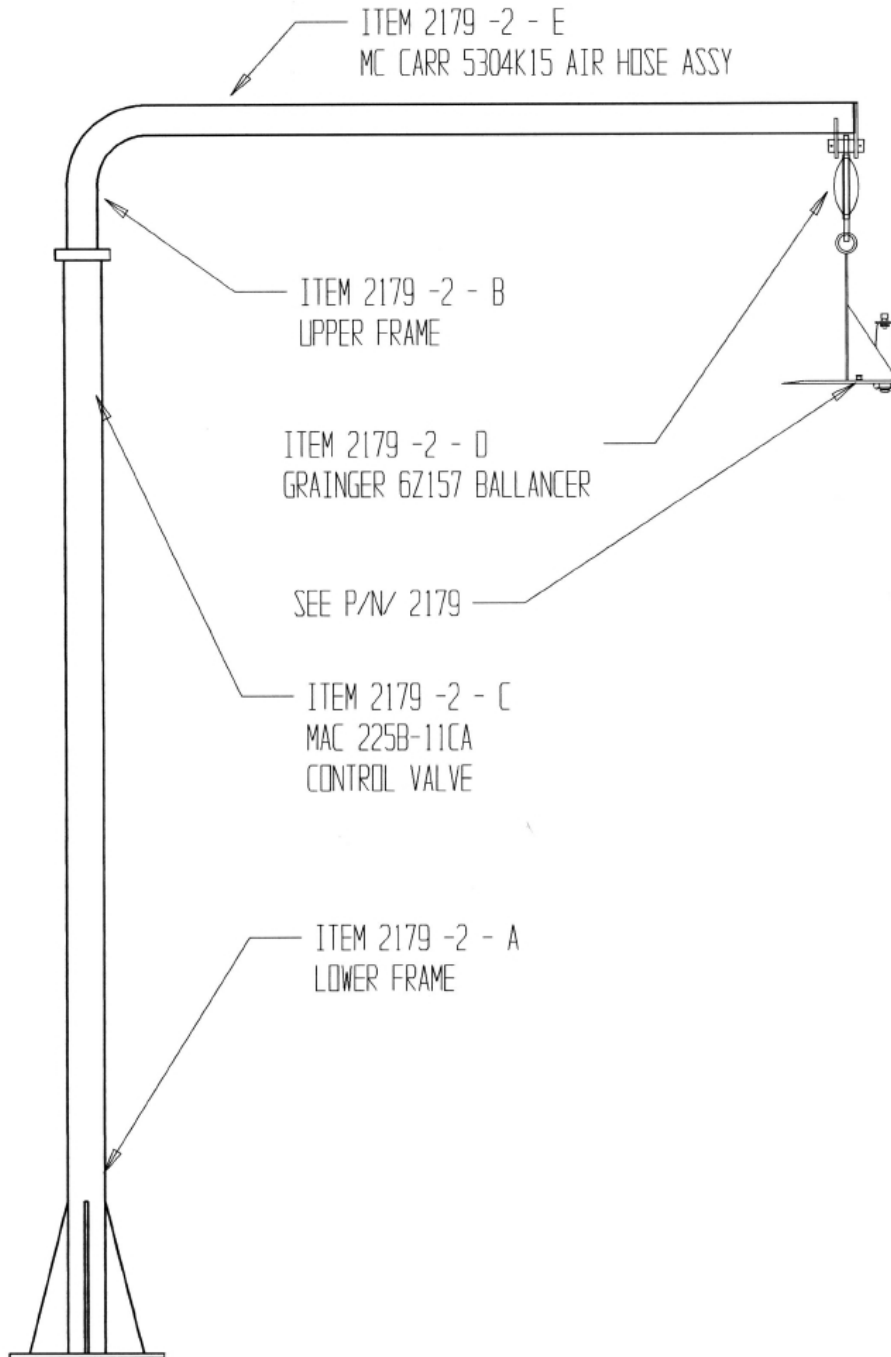


2293 WERTH ROAD, ALPENA, MI 49707
PHONE: (989) 356-1433 FAX: (989) 354-4480

W.G. BENJEY

AIR SPEAR SPECIFICATIONS

Support Frame



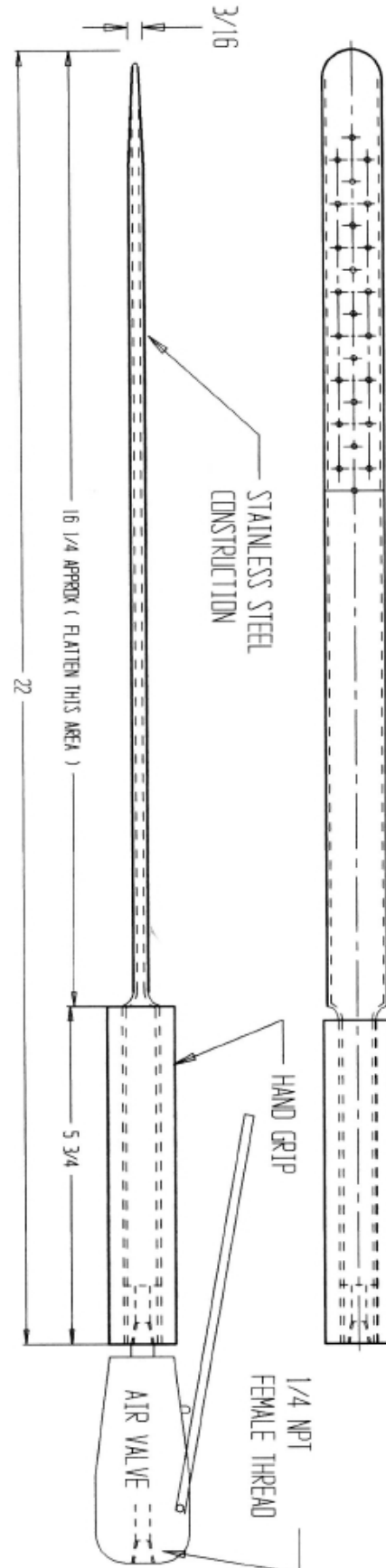
2293 WERTH ROAD, ALPENA, MI 49707
PHONE: (989) 356-1433 FAX: (989) 354-4480

AIR SPEAR SPECIFICATIONS & GENERAL DIMENSIONS

W.G. BENJEY

AIR SPEAR SPECIFICATIONS

Optional Air Spear Design



WGBenjey
INC.

2293 WERTH ROAD, ALPENA, MI 49707
PHONE: (989) 356-1433 FAX: (989) 354-4480

"CUSTOM MACHINE DESIGN AND MANUFACTURING"



2293 WERTH ROAD
ALPENA, MI 49707
PHONE: (989) 356-1433
FAX: (989) 354-4480

"CUSTOM MACHINE DESIGN AND MANUFACTURING"

AIR TRANSFER TABLE

W.G. BENJEY AIR TRANSFER TABLE



DA
001
004
001



"CUSTOM MACHINE DESIGN AND MANUFACTURING"



2293 WERTH ROAD
ALPENA, MI 49707
PHONE: (989) 356-1433
FAX: (989) 354-4480

"CUSTOM MACHINE DESIGN AND MANUFACTURING"

W.G. BENJIEY PADDLE CONVEYOR



PADDLE CONVEYOR

W.G. BENJEY

PADDLE CONVEYOR SPECIFICATIONS

An add-on component for carton fill line air tables. Paddle conveyors can be used to move stacks of paper or filled cartons along air tables from one station to another. At the end of the conveyor travel, the paddle folds up as it returns to its home position.



WGBenjey
INC.

2293 WERTH ROAD, ALPENA, MI 49707
PHONE: (989) 356-1433 FAX: (989) 354-4480




2293 WERTH ROAD
ALPENA, MI 49707
PHONE: (989) 356-1433
FAX: (989) 354-4480

"CUSTOM MACHINE DESIGN AND MANUFACTURING"

CARTON FILL TABLE

W.G. BENJEY CARTON FILL TABLE



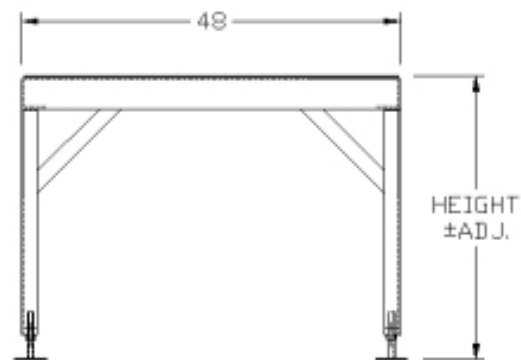
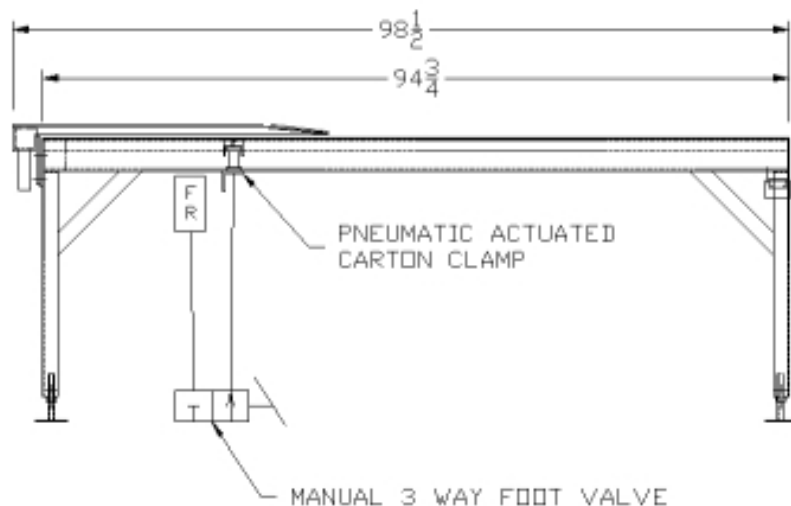
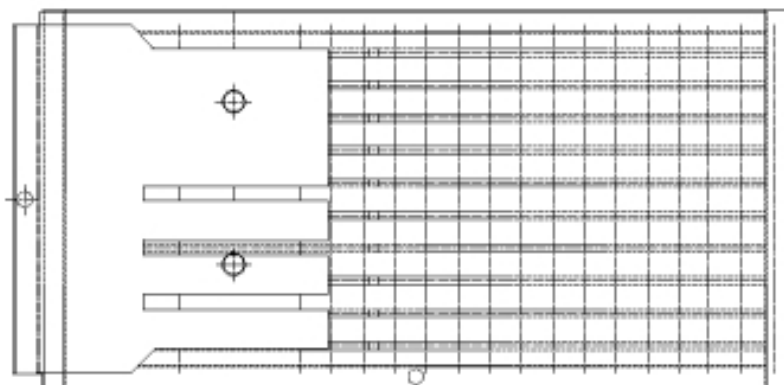
W.G. BENJEY

CARTON FILL TABLE SPECIFICATIONS

Standard Features:

- Richlite Surface With Riveted Air Passages
- Pneumatic Carton Clamping, Foot Valve Operation
- 5 HP Blower With Inlet Filter
- 5 HP 440 V Push Button Motor Starter, Pre-Wired To Blower

Optional Ball Check Air Passages



2293 WERTH ROAD, ALPENA, MI 49707
PHONE: (989) 356-1433 FAX: (989) 354-4480




2293 WERTH ROAD
ALPENA, MI 49707
PHONE: (989) 356-1433
FAX: (989) 354-4480

"CUSTOM MACHINE DESIGN AND MANUFACTURING"

AUTOMATED CARTON GLUERS

AVAILABLE WITH HOT GLUE HG101 OR COLD GLUE CG101



CARTON GLUERS

CARTON GLUER SPECIFICATIONS & GENERAL DIMENSIONS

Installation is simple.

The HG & CG101 requires only a minimum of space. Slide it into your present production line (or use it off line), plug it in and push the button.

The machine can be built **right or left handed**, simply specify your desired flow layout when ordering.


Simplicity of design, engineering and construction. Most servicing can be done "in plant."

Maintenance is minimal.

Adjustments are quite simple. And only one grease fitting.

Daily start-up

requires only the "flick" of a switch. With the installation of an automatic timer on the HG101, the hot melt applicator is ready to work when you are.



Set-up is **quick and easy** with 3 simple steps


- 1.) Adjust solid state time centering to carton length.
- 2.) Adjust power arm lift for proper glue stripe height on carton.
- 3.) Adjust carton lid lift stop assembly.

The HG101 hot melt system requires **minimal attention**.
It's clean and simple to operate.

WGBenjiey INC.

2293 WERTH ROAD, ALPENA, MI 49707
PHONE: (989) 356-1433 FAX: (989) 354-4480

"CUSTOM MACHINE DESIGN AND MANUFACTURING"




Save on glue.

Glue systems and hose fittings have self-contained heating elements providing constant, controlled glue flow which minimizes glue consumption.

Shutting down

the HG101 is just as easy. With no messy time-consuming glue and glue pot clean-up.



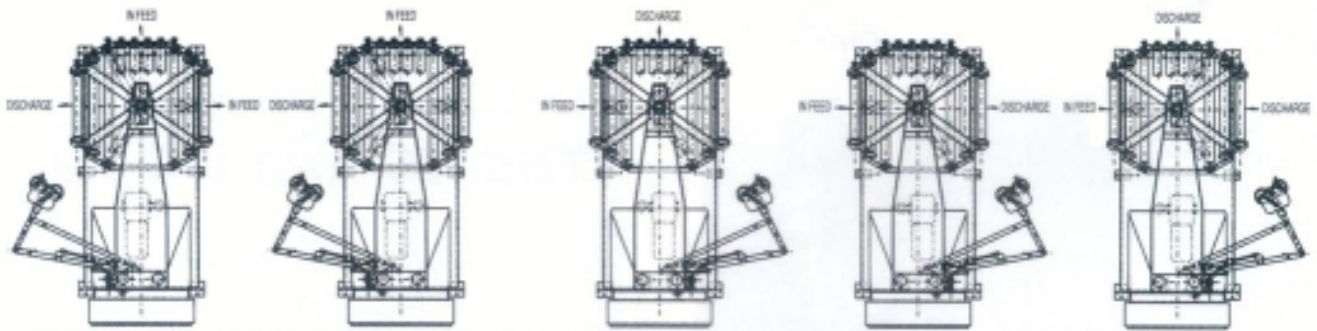
SEQUENCES OF OPERATIONS FOR THE HG AND CG 101:

- 1.) Filled carton with lid is manually pushed or driven by live rollers onto turn table.
- 2.) Carton is stopped on center automatically.
- 3.) Lid lift mechanism is lowered pneumatically.
- 4.) Vacuum is applied to lid lifter.
- 5.) Carton lid is raised exposing carton bottom.
- 6.) Glue is applied as carton rotates 360 degrees on turn table.
- 7.) Lid lifter is lowered pushing carton lid into place.
- 8.) Lid lifter is retracted.
- 9.) Carton is driven off Gluer to the carton sealer.
- 10.) Gluer is ready for next carton. Cycle time is 22 seconds.

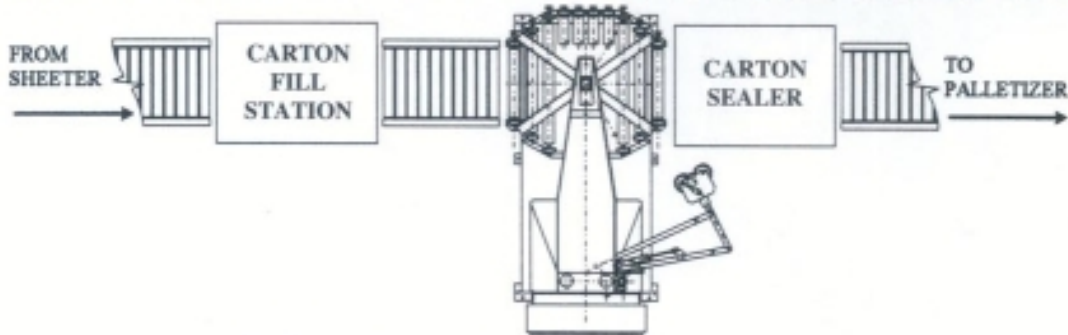
OPTIONS TO REDUCE CYCLE TIME TO 12 SECONDS AVAILABLE

Since 1961 W.G. Benjey has been developing quality products and services for the paper and package handling industries. We have the talent and experience to fabricate equipment that will complement an existing line. If your needs have grown let us design and build a line with the quality you expect at the price you can afford!

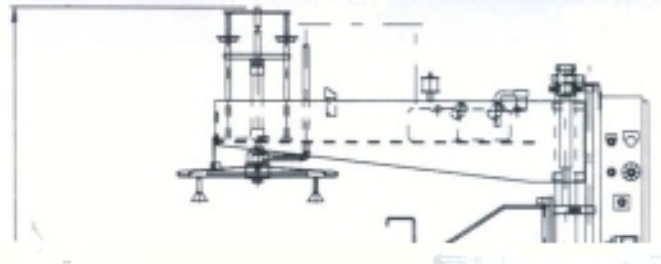
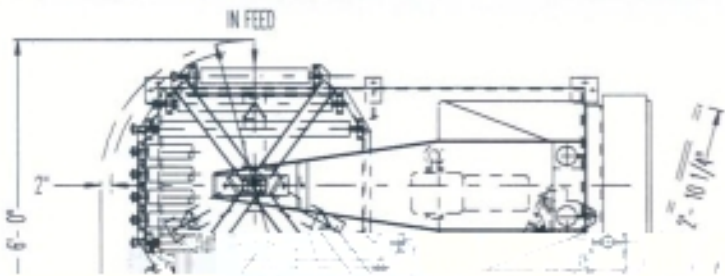
CARTON GLUER SPECIFICATIONS & GENERAL DIMENSIONS



MULTIPLE CONFIGURATIONS AVAILABLE IN BOTH LEFT & RIGHT HAND OPTIONS
 ADDITIONAL IN FEED & DISCHARGE OPTIONS AVAILABLE TO MEET YOUR NEEDS



TYPICAL "IN LINE" RIGHT HAND CONFIGURATION



	CG101	HG101
Cycle Time/ Seconds	25	

- Carton Size Maximum
- Carton Size Minimum
- Carton Weight Maximum
- Carton Weight Minimum
- Product Requirements
- Air Requirements
- Weight
- Activation System
- Start Time Approx



2293 WERTH ROAD, ALPENA, MI 49707
 PHONE: (989) 356-1433 FAX: (989) 354-4480

"CUSTOM MACHINE DESIGN AND MANUFACTURING"

MANUAL CARTON GLUER

WGBenjie INC.

2293 WERTH ROAD
ALPENA, MI 49707
PHONE: (989) 356-1433
FAX: (989) 354-4480

"CUSTOM MACHINE DESIGN AND MANUFACTURING"

W.G. BENJIEY MANUAL CARTON GLUER



W.G. BENJEY

MANUAL TURN TABLE AND GLUER SPECIFICATIONS



Manual Turn Table

Foot switch activated powered turn table with limit switch at home position. Featuring urethane covered live rollers with unique self braking system to hold cartons in place.


Table Diameter—40-1/2"

Roller Height—34" to 36" Adjustable

Manual Glue Station

Self contained glue system with glue gun support arm. Featuring thumb switch control, adjustable glue height, and carton tracking rollers.

Available with hot melt or cold glue system.



WGBenjey
INC.

2293 WERTH ROAD, ALPENA, MI 49707
PHONE: (989) 356-1433 FAX: (989) 354-4480



2293 WERTH ROAD
ALPENA, MI 49707
PHONE: (989) 356-1433
FAX: (989) 354-4480

"CUSTOM MACHINE DESIGN AND MANUFACTURING"

W.G. BENJEY CARTON SEALER



CARTON SEALER

W.G. BENJEY MODEL #1428 CARTON SEALER SPECIFICATIONS

Shipping Weight - 4200 lbs. (approx.)

Width - 70", Length - 112", Height - 42"

Minimum Carton Size - 38" x 50" x 5"

Maximum Carton Height - 14"

(But most coincide with machine)




2293 WERTH ROAD, ALPENA, MI 49707
PHONE: (989) 356-1433 FAX: (989) 354-4480



2293 WERTH ROAD
ALPENA, MI 49707
PHONE: (989) 356-1433
FAX: (989) 354-4480

"CUSTOM MACHINE DESIGN AND MANUFACTURING"

W.G. BENJIEY PALLETIZERS



PALLETIZERS

DA
001
004
001



"CUSTOM MACHINE DESIGN AND MANUFACTURING"